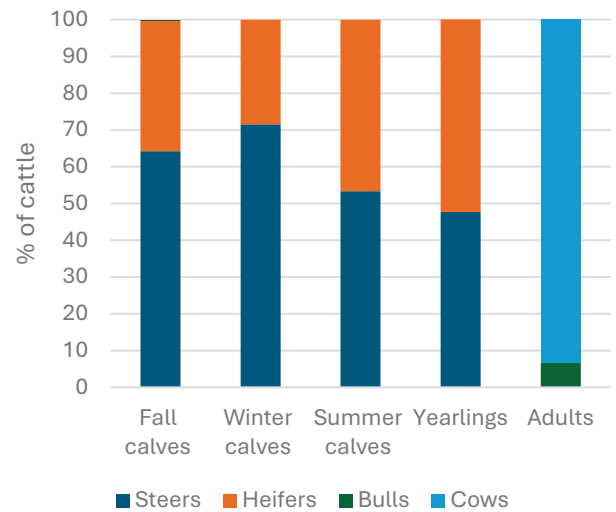


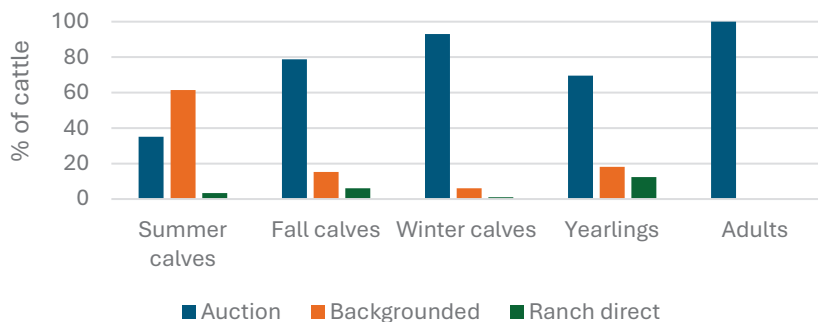
Alberta Feedlot Animal Health & Welfare Surveillance System – 2024 Demographics

- Health data were collected from 538 randomly selected closed production lots in 2024 from 22 feedlots, representing 164,399 head of cattle
- 55.4% were steers, 43.4% heifers, 0.2% bulls, and 1.1% cows
- 73.0% originated from auction markets, 19.7% were backgrounded, and 7.3% were ranch direct
- 86.6% were beef, 10.9% dairy, and 2.5% beef-dairy crosses
- 11.5% were summer-placed calves (May-Aug), 27.9% were fall-placed calves (Sept-Dec), 19.2% were winter-placed calves (Jan-Apr), 40.4% were yearlings, and 1.1% were adult cattle (cows, bulls)
- 8.5% of the yearlings arrived Jan-Mar, 5.7% Apr-Jun, 59.7% Jul-Sept, and 26.0% Oct-Dec, whereas 93.2% of the adult cattle arrived Oct-Dec and 6.8% Jul-Sep

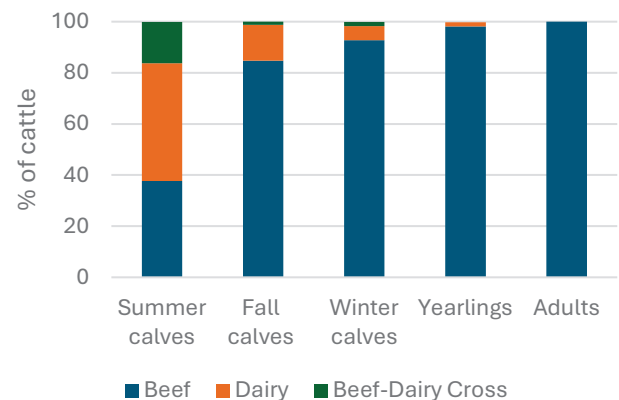
Sex of Incoming Feedlot Cattle



Source of Incoming Feedlot cattle



Type of Incoming Feedlot Cattle



- Average lot arrival weights were 627 lbs for summer-placed calves, 625 lbs for fall-placed calves, 771 lbs for winter-placed calves, 926 lbs for yearlings, and 1240 lbs for adult cows/bulls
- Average lot days on feed (DOF) were 276 for summer-placed calves, 255 for fall-placed calves, 226 for winter-placed calves, 180 for yearlings, and 105 for cows/bulls
- Average lot final weights were 1472 lbs for summer-placed calves, 1377 lbs for fall-placed calves, 1546 lbs for winter-placed calves, 1516 lbs for yearlings, and 1636 lbs for cows/bulls
- 3.2% of the production lots had average final weights of <1200 lbs and some of these animals did not go to slaughter but went to another feedlot for finishing. Removing these lots from the data analysis, which were mainly fall calves, increased lot closeout DOF by 7 days and lot final weights by 35 lbs for fall-placed calves

